

IMPACT OF TECHNOVATION ON STUDENTS IN 2017

Richard Jung and Tara Chklovski, 2017

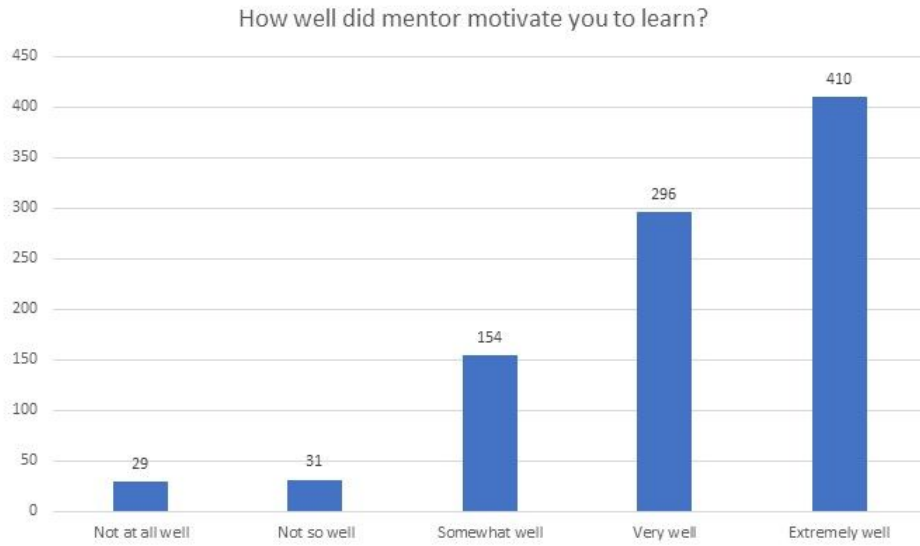


In 2017, 5,860 girls completed the full Technovation program. Approximately 13% of this group completed the post survey.

Some highlights from the survey analysis:

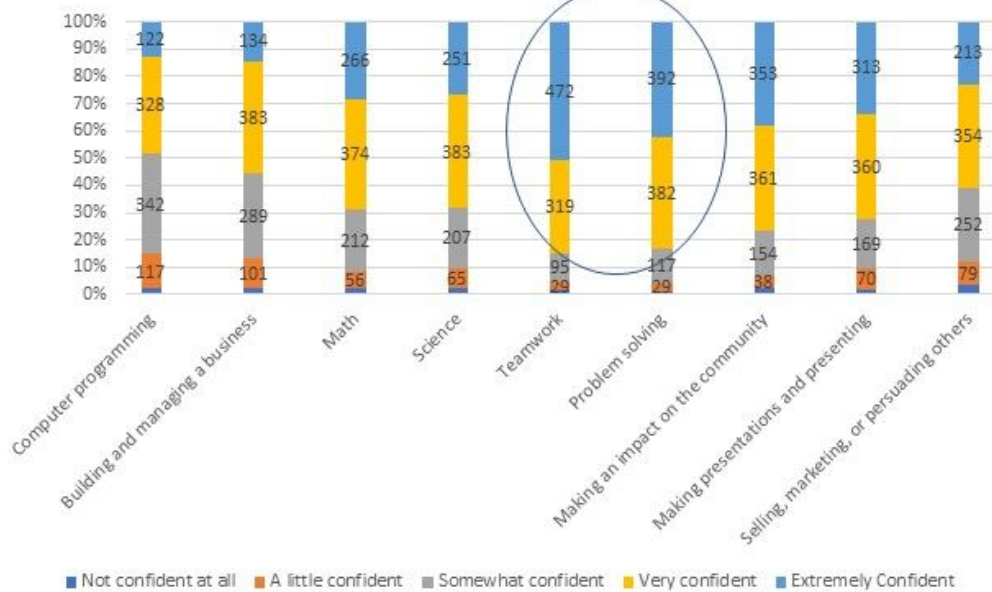
- **77% of girls reported that mentors motivated them to learn**
- **Over 80% of team members reported high confidence in teamwork and problem-solving as a result of their experience in Technovation.**
- **Over half of the team members spent most of their time on coding and designing.**
- **Almost all aspects of the Technovation process were well regarded by team members, especially teamwork collaboration and entrepreneurship.**
- **41% of team members were satisfied with their role on their present team, while 30% wanted to learn new roles on their present team. 17% wanted to try out new teammates and 12% did not want to do another Technovation project.**

Mentor Contribution to Technovation Girls' Learning



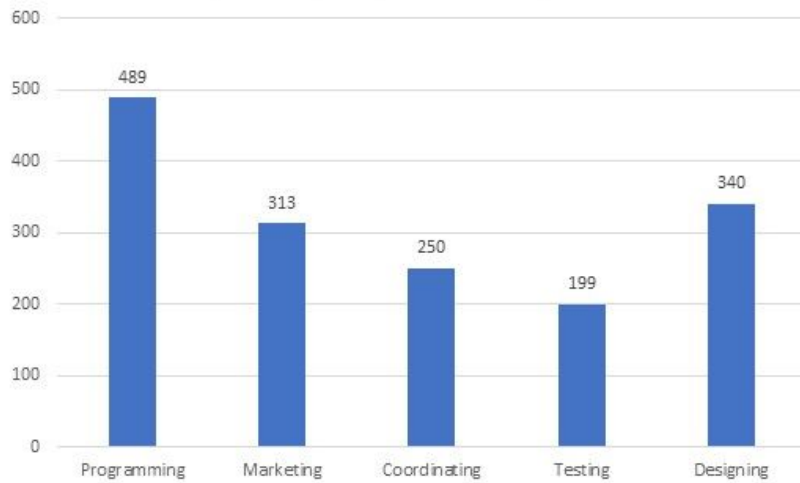
Gains in Technovation Girls' Skill Development

How confident are you in the following skill areas now that you have completed the Technovation program?



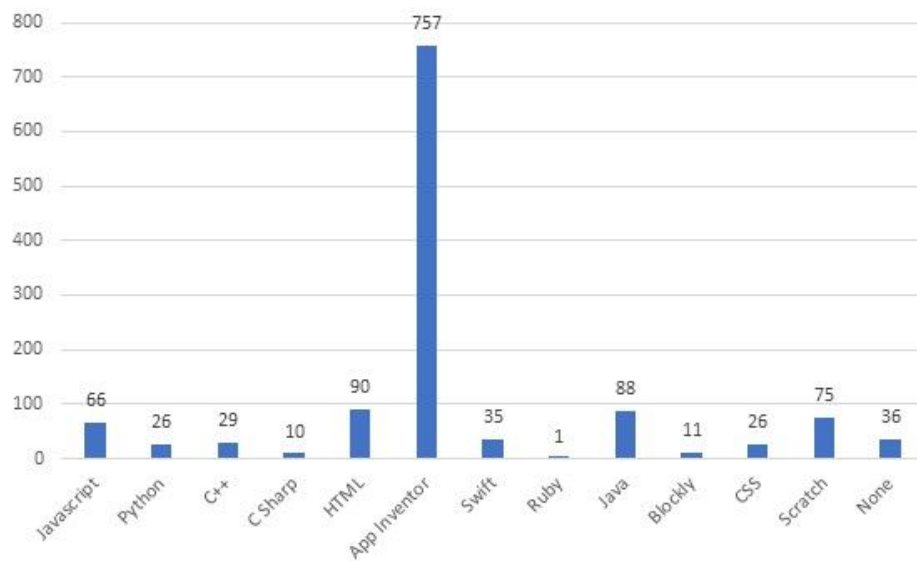
Technovation Girls' Allocation of Time to Skill Development

Which aspect did you spend most of your effort on?

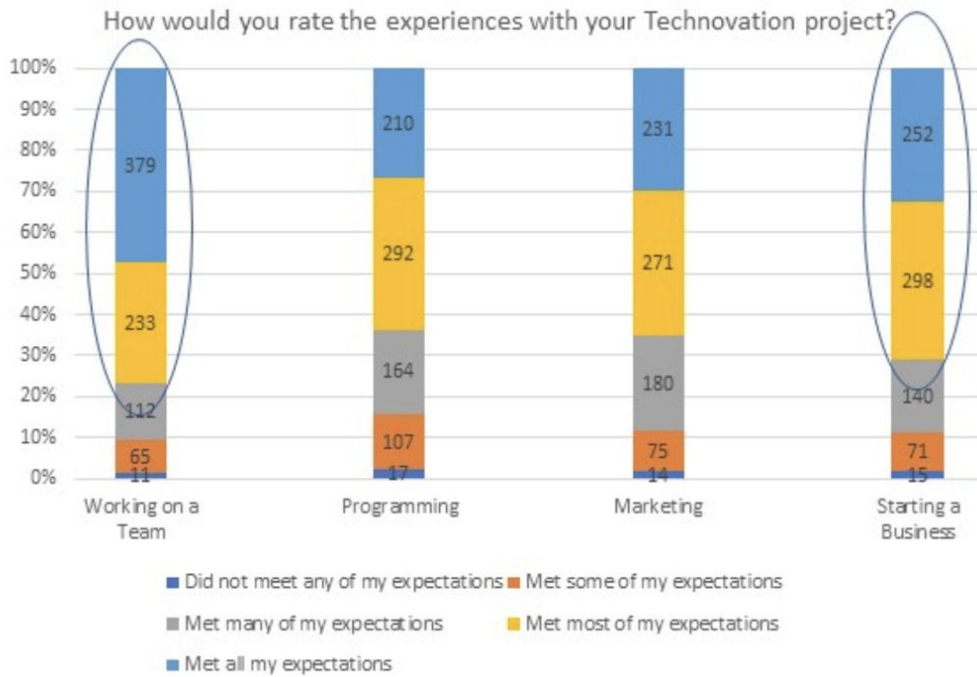


Distribution of Coding Languages Learned Through Technovation

Which of these languages did you learn more about because of this project?



Technovation Girls' Evaluation of the Technovation Experience



Technovation Girls' Plans for Future Participation in Technovation

How would you like to participate in a future Technovation project?

